

## INFORMATION BRIEFING



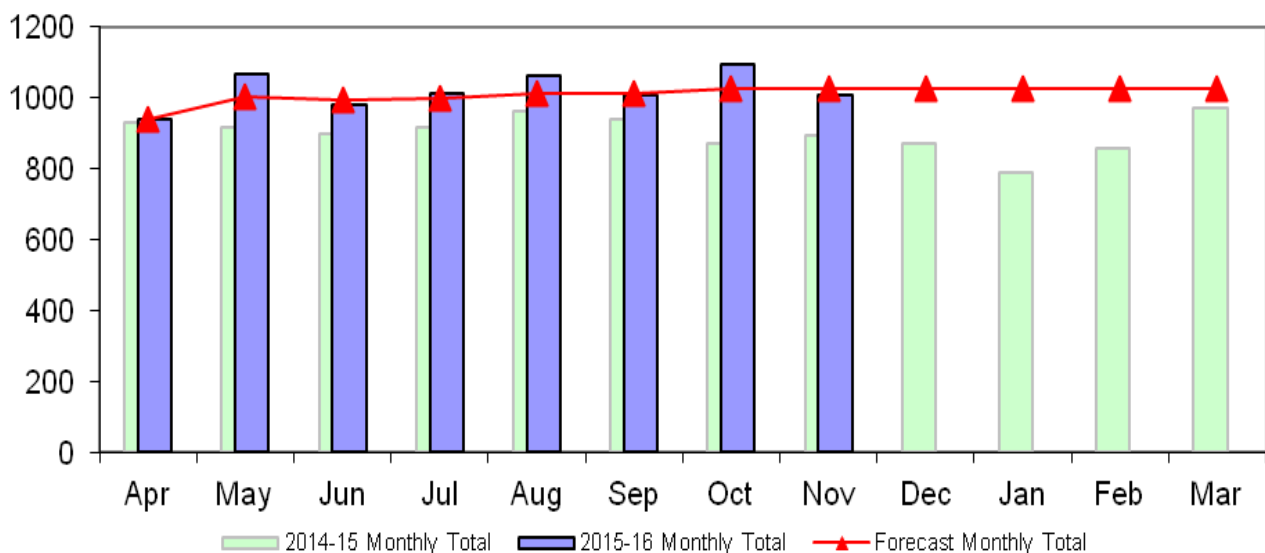
## Safer York Partnership Bi-Annual Performance Report for Communities and Environment Scrutiny Committee

December 2015

## 1. Introduction and Overview

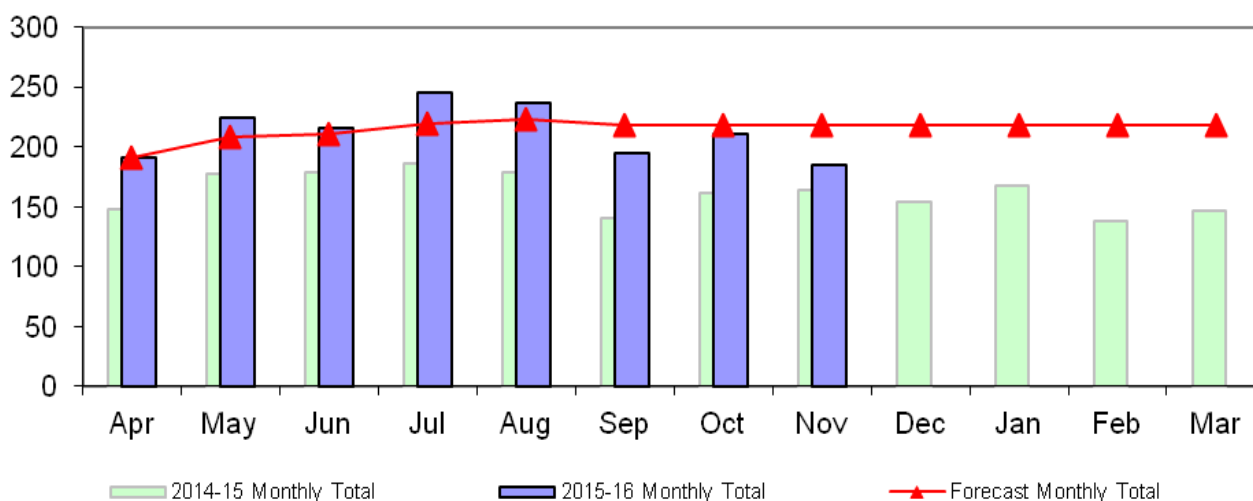
- 1.1. By the end of 2015/16, it is forecast that there will be an increase in total crime compared to the previous year of around 12%. Levels are projected to revert back to the figures of 2012/13. After the first 8 months of 2015/16, there were a reported 8174 crimes for the York region. Year end data for 2014/15 shows that total crime in York was 5% lower than 2013/14, which continued the trend over the previous 3 years
- 1.2. Significant increases are forecast in the violent crime, criminal damage and burglary of non-dwelling arenas.
- 1.3. Levels of acquisitive crime are forecast to remain in line with previous years, whilst domestic burglary and theft from a vehicle are both projected to increase marginally.
- 1.4. There has been a decrease in both the total level of shoplifting and anti-social behaviour reported during the first half of 2015/16.

**Total Crime in York by Month**



## 2. Violent Crime

- 2.1. Between April and November 2015 we have seen the increases seen in the previous year for violent crime continue with 1702 violent crimes recorded in the 8 month period. This is 17% greater than the number reported in the same period last year.
- 2.2. As at November 2015, York is currently in 5th place within its IQUANTA family for overall violence.

**Total Violent Crime in York by Month**

- 2.3. Between April and November 2015 there were 1279 alcohol related ASB incidents, 4% lower than during the same period in 2014. During 2014/15 there were 1,852 alcohol related ASB incidents across the City. This is a decrease of 21% compared against the figure reported in 2013/14.
- 2.4. Between April and November 2015 there were 1088 cases of criminal damage reported. This is 10% greater than the number reported in the same period last year. It is forecast that there will be an increase in criminal damage compared to previous years of around 16%. During 2014/15 1,389 incidents of criminal damage were reported across the City. This is a decrease of 14% compared against the figure reported in 2013/14.
- 2.5. As at November 2015, York is currently in 8th place within its IQUANTA family for Criminal Damage, this is an improvement of 1 place from the previous report, when York was ranked as 9th position.
- 2.6. Between April and November of 2015/16 there have been 468 violent crimes within the city centre ARZ recorded. This is 26% greater than the number reported in the same period last year. The number of violent crimes within the city centre ARZ dropped from 587 in 2013/14 to 561 in 2014/15, a decrease of 4%.
- 2.7. Between April and November 2015 there have been 1670 cases reported which is 126 fewer than the same period last year. The number of Incidents of ASB within the city centre ARZ increased from 2301 in 2013/14 to 2576 in 2014/15, an increase of 12%.
- 2.8. Since April 2015, there have been 45 reports of a robbery offence with the majority (40 cases) involving the taking of personal property. This is at similar levels to the same period in 2014/15.
- 2.9. Operation Erase – A meeting of the Operation Erase task group was held in October 2015 to review the impact of the new hard hitting approach in order to make the necessary changes before the campaign is rolled out in Spring 2016. All partners felt the new approach was having an impact:

## Annex A

- 2.10. BTP reported that 3 banners of the '*Had Enough? – We Have too*' campaign were displayed at the temporary ticket barrier and provided an opportunity to engage with passengers.
- 2.11. Poster versions of the campaign were displayed by the train operating companies in preparation for the weekends – at Teeside and Scarborough stations. Flyers of the artwork and Code of Conduct were also distributed and picked up by the local Press.
- 2.12. CYC Licensing reported that the licensees were on board with the new code of conduct and are self-policing their premises. Large groups are now being denied entry at many venues.
- 2.13. Alcohol Restriction Zone. In addition to the existing ARZ, a new Public Space Protection Order (PSPO) is being developed for the Groves area of the city to combat issues relating to street drinking. (PSPO's now replace ARZ's within the new ASB Tools and Powers legislation).
- 2.14. Operation Safari. North Yorkshire Police continue this operation to tackle violence and theft in the night time economy.
- 2.15. AVANTE: Funding has now been secured to continue the Alcohol Diversion Programme for another 12 months. Evaluation work has been undertaken and the Community Safety Manager will be working with Lifeline to ensure this project meets its requirements going forward.
- 2.16. River Safety. A dedicated River Safety sub group with its own action plan was established in 2014 and continues to meet on a quarterly basis. Much capital improvement work has been undertaken to improve river safety and both universities have worked to promote river safety messages amongst students. A River Safety Guide for schools was produced, including links to resources available to promote this message. We are currently working towards adopting the Water Incident Database which will allow for more accurate multi-agency recording of river-related incidents and assist in planning future safety measures.
- 2.17. Pub Watch. Pub Watch is currently seeking to increase its membership and to adopt a new electronic intelligence sharing intranet system.
- 2.18. Nightsafe Scheme. The very successful Nightsafe scheme continues to operate. Working in a similar way to the Street Angels this scheme provides a pool of student volunteers who are deployed in the city centre on student nights and can assist in caring for those under the influence of alcohol and get individuals home safely. The Nightsafe scheme was deployed during Freshers week.
- 2.19. Responsible Authorities under the Licensing Act 2003. Work has been undertaken to provide training to all the above organisations, including Public Health and Childrens' Safeguarding. This now means that all responsible authority representatives are aware of their responsibilities under the Licensing Act and can respond to Licensing applications in an informed way, giving a more robust response from a variety of partners.
- 2.20. New Psychoactive Substances ('Legal Highs'). A multi-agency sub group has been established to share information on the type and breadth of usage of NPS across the city and also where it may be being sold. To date, it does not appear that this is a problem in York, although there are pockets of usage amongst certain groups including the homeless

## Annex A

community. The New Psychoactive Substances Bill is currently progressing through Parliament.

2.21. Sex Establishment Venue Licensing Policy. Consultation with the public on the above ended on the 5th August. Work is now ongoing to draft a policy for York. The policy will set restrictions on number and locality of premises and will also ensure that any such venues operate safely in terms of their staff and customers by setting clear operating guidelines.

2.22. The Street Angels continue to provide an excellent support in the Night Time Economy.

### 3. Domestic Violence

3.1. Between April and November 2015, there have been 1915 incidents of domestic violence. This represents a small increase of 2% on the 1881 incidents reported during the same timeframe in 2014/15. There has not been a domestic violence murder recorded in York since 2008/09.

3.2. Early Intervention - Following a meeting with IDAS an agreement to take referrals up to December has been agreed. A reduction in the Clifton and Westfield area has been noted in the Police Domestic Abuse profile 2015. Further exploratory analysis will be carried out to see if this can be attributed to the Early Intervention project.

3.3. IDAS have employed staff to focus on raising awareness, media engagement and multi-agency working. A meeting was held at West Offices recently to look at the hard to reach/hear groups and to identify where our gaps were in relation to this.

3.4. Awareness raising: Over the Christmas period a poster campaign was launched featuring the same designs used on social media platforms. This included 5 designs based on the Christmas Carol themes. We also linked up with the IDAS Thunderclap which spread the word via social media further.

3.5. MARAC development - A pilot with GPs has been agreed in the Selby Area to be part of Info Sharing at MARACs. If successful this will be rolled out across York and North Yorkshire. This is working in partnership with Health Safeguarding.

3.6. Perpetrator Pilot (Positive Steps) - This has now ended and has been very successful to the extent that two families were removed from the child protection register and one family from Child protection to Child in need. A further meeting was held to look at the long-term plan for positive steps. Funding was agreed to fill the gap until the end of the financial year with the OPCC looking to fund the 12 month programme in the new financial year and 2 programmes have been planned.

3.7. DVPN / DVDS - The Police tool DVPN has been implemented now and the Domestic Abuse officers and co-ordinator are actively assisting Police by attending court and providing overarching statements. DVDS, Right to Know, are now embedded and are used in MARAC if the Police are unsure whether to disclose.

3.8. Training - MAPPA and MARAC is to be rescheduled. The Police have a rolling programme for PCSOs for Domestic Abuse. Training has been completed this year for Special Police Officers and 4 student Police Officers.

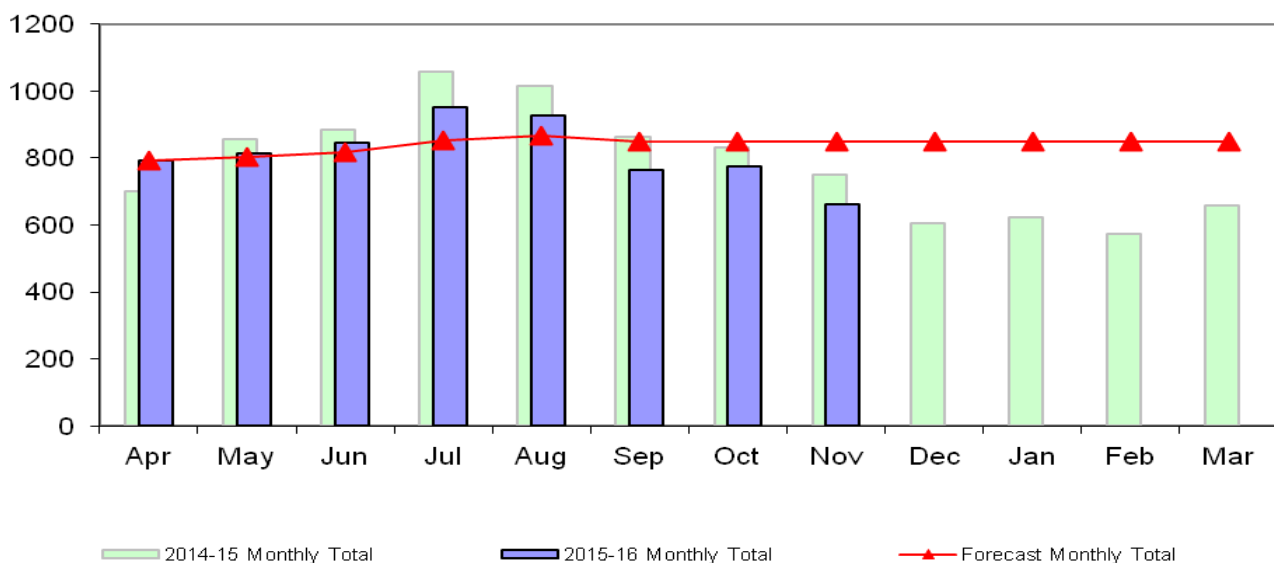
## Annex A

3.9. Making Safe - A set programme of work is now undertaken with perpetrators of domestic abuse and is called Foundation4change. Funding has been granted for Foundation to offer some form of emergency accommodation in situations where perpetrators are not able to find emergency accommodation straight from custody.

### 4. Anti-Social Behaviour

4.1. Between April and November 2015, there have been 6538 NYP recorded ASB calls for service. This represents a 5% decrease from the same period last year.

#### Total Police recorded Anti-Social Behaviour in York by Month



4.2. There have been 178 cases of graffiti between April and November 2015 which is 74 more than in the same period last year.

4.3. Between April and November 2015 there have been 992 cases of fly-tipping. This is a 3% increase on the reported 966 cases of fly-tipping during the same period last year.

4.4. Since the ASB Hub started collecting data in February 2015, there have been 1209 new cases recorded. Between April and November 2015 there have been 793 new cases of anti-social behaviour recorded. These new cases recorded were categorised as follows, 43% are nuisance, 10% personal, 21% environmental and 26% categorised as other.

4.5. By the end of November 2015, there were 603 cases recorded that have been closed by the ASB Hub, of which 567 had been resolved (94%) and 36 remained unresolved (6%). As at the end of November 2015 there were 465 ASB cases open.

4.6. Interviews took place for a new Anti Social Behaviour Officer in December to increase the number of cases that the team can deal with.

4.7. The University evaluation of the Community Safety Hub has re-started, and between now and the end of the year, the University will be talking with residents and staff about both the problems and outcomes that they have experienced. The University has now interviewed 4 victims of ASB, as well as carrying out focus groups with members of staff from both CYC and NYP.

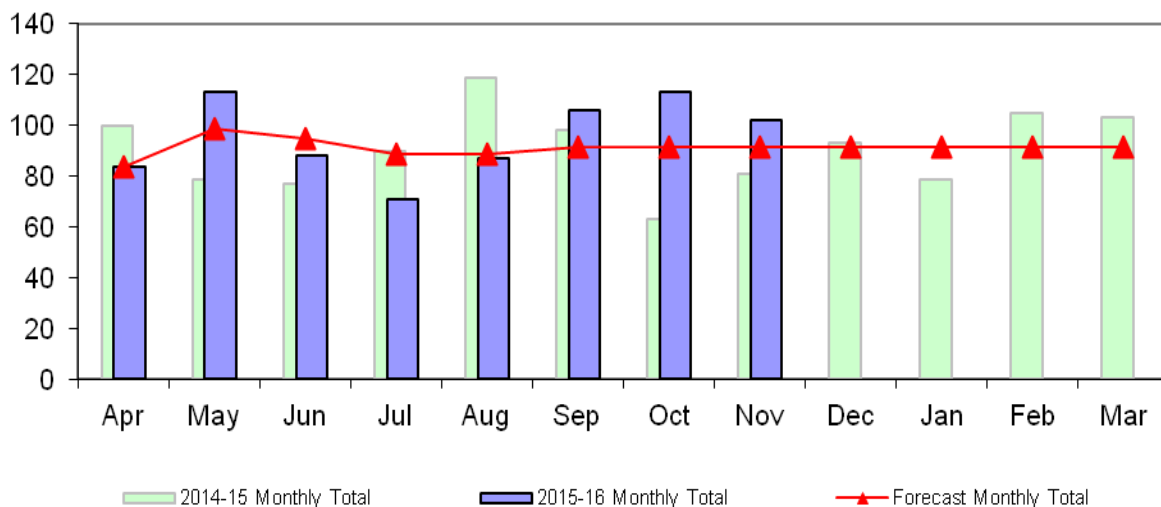
## Annex A

- 4.8. The Executive Member has agreed to introduce a Public Space Protection Order for the Groves to target anti social behaviour from people drinking in the area. Staff were briefed week commencing 14th December so that they were aware of the process
- 4.9. SYP have recently met with E-Cins, who deliver the IT system that staff use, we have made requests to further improve the system. These updates will be monitored against agreed timescales.
- 4.10. The ASB Hub Officers have now been given geographical responsibilities across bands to ensure that knowledge of cases and areas continue to remain high, and the Officers will be attending meetings with the local SNA's to both pass back and receive information.
- 4.11. Customer Feedback evaluation surveys are due to start at the end of the November, which will improve the feedback and enable the Hub to improve service delivery for local residents.

### 5. Other Information

- 5.1. Between April to November of 2015/16 there have been 764 cases recorded. This is an increase of 57 cases compared to the same period last year. Total levels for 2015/16, are projected to remain in line with those reported in 2014/15.

#### Total Serious Acquisitive Crime in York by Month



- 5.2. Between April and November 2015 there have been 302 reported incidents of domestic burglary, this is a slight increase in relation to last years reported figure of 292 for the same period. It is currently projected that levels will show a slight increase of around 4% by the end of 2015/16.
- 5.3. Non-domestic burglary rates have increased significantly in 2015-16, up by 56% with 571 Burglary's of a Non-Dwelling reported between April –November 2015 against the 366 reported for the same period in 2014. Total levels of non-domestic burglary are projected to revert back to the numbers seen in 2012/13 after two years of significant reduction.
- 5.4. Total cases of theft from a vehicle are projected to increase by around 4% by the end of the year. Between April and November 2015, we have had 316 reported cases, an increase of 38 from last years 278 cases reported during the same period. As at November 2015, York is

## Annex A

currently in 3rd place within its IQUANTA family for theft from a vehicle, this is a decrease of 1 place from the start of the year, when York was ranked in 2nd position.

- 5.5. Between April-November 2015, bicycle theft has increased by 26% from the same period last year. With a total of 744 thefts reported between April-November 2015. Levels of cycle theft remain high in York and we are currently in 15th place in the IQUANTA family for this indicator.
- 5.6. To date in 2015/16 ASB levels at the University remain low with 13 incidents of ASB reported at the University between April-November 2015. Crime at the university is showing a significant increase with 55 incidents of crime reported year to date, this is an increase of 21 cases reported during the same period in 2014. Of the 55 crimes reported to date, 26 were reported during October and November 2015.
- 5.7. Data for York Hospital shows that between April-November 2015 there have been 45 reported crimes and 45 identified incidents of ASB. This is 26 crimes fewer and 9 ASB incidents greater than by the same period last year.
- 5.8. Work has recently taken place to update advice leaflets around: domestic burglary, shed security and cycle theft.
- 5.9. Hate crime data is currently unavailable. Work is being completed between City of York Council and North Yorkshire Police in order to create a comparable dataset.
- 5.10. Between April and November 2015 there were 947 cases of shoplifting recorded. This is 7% less than during the same period last year.
- 5.11. In the first six months of 2015/16 there were 26 people killed or seriously injured and 186 people slightly injured. This compares to 38 and 247 respectively by the same period last year.
- 5.12. Overall, York remains in 11th place within the IQUANTA crime family of 15 local authorities.
- 5.13. Members of York's IQUANTA family are:

Cheshire - Cheshire East	Hertfordshire - Welwyn & Hatfield
Cheshire - Cheshire West	Kent - Canterbury
Devon & Cornwall - Exeter	Kent - Maidstone
Essex - Brentwood	Kent - Tunbridge Wells
Essex - Colchester	Lancashire - Fylde
Greater Manchester - Trafford	Metropolitan Police - Hillingdon
Hertfordshire - Hertsmere	Wiltshire - Swindon

### **Report Written By:**

Tanya Lyon, Crime Reduction Manager  
Paul Morrison, Neighborhood Safety Manager  
Jo Beilby, Domestic Violence Co-Coordinator  
Laura Campling, Senior Business Intelligence Officer  
Ian Cunningham, Group Manager, Shared Intelligence Bureau